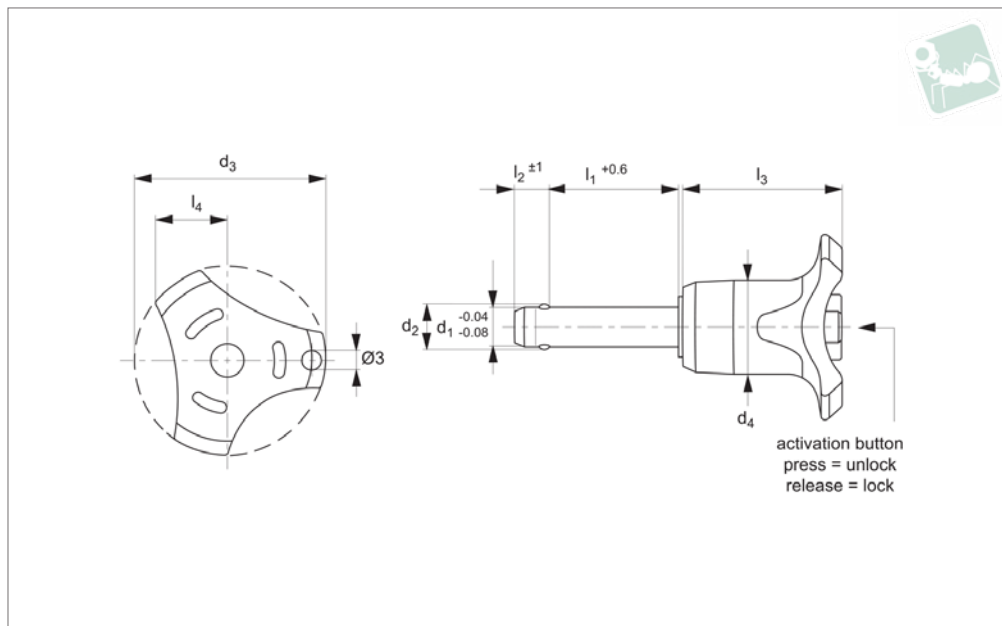




Ball Lock Pins - Single Acting - Orange

self-locking - stainless steel 1.4305 (AISI 303)

Quick Release Pins



QR1734

QUICK RELEASE PINS

Material

Pin: stainless steel 1,4542 (AISI 630)
 Ball: stainless steel 1.3541
 Spring: stainless steel.
 Handle: thermoplastic PA 6.
 Available colours: grey/orange, grey/blue, grey/grey.

Technical Notes

Pressing = unlocking.

Releasing = locking.

Temperature resistance -30°C to +80°C.
 For quick fastening and locking of frequently repeated connections.

Tips

For lanyards & retaining cables see part no.LA1066-LA1092. Easy install locating bushes available see part no.LA1310 + .

Important Notes

*Shearing resistance similar to DIN 50141.
 Also available in stainless grade 1.4542 (AISI 630) for higher shear forces, see part no.33060.

| Order No. | d ₁ | l ₁ | d ₂ | d ₃ | d ₄ | l ₂ | l ₃ | l ₄ | Loc'n hole tol. H11 | Shearing resistance, double kN min. | Weight g |
|------------------|----------------|----------------|----------------|----------------|----------------|----------------|----------------|----------------|---------------------|-------------------------------------|----------|
| QR1734.M05-010-S | 5 | 10 | 5.5 | 33.2 | 14.5 | 6.0 | 26.7 | 10.8 | 5 | 14 | 15 |
| QR1734.M05-015-S | 5 | 15 | 5.5 | 33.2 | 14.5 | 6.0 | 26.7 | 10.8 | 5 | 14 | 15 |
| QR1734.M05-020-S | 5 | 20 | 5.5 | 33.2 | 14.5 | 6.0 | 26.7 | 10.8 | 5 | 14 | 16 |
| QR1734.M05-025-S | 5 | 25 | 5.5 | 33.2 | 14.5 | 6.0 | 26.7 | 10.8 | 5 | 14 | 17 |
| QR1734.M05-030-S | 5 | 30 | 5.5 | 33.2 | 14.5 | 6.0 | 26.7 | 10.8 | 5 | 14 | 18 |
| QR1734.M06-010-S | 6 | 10 | 7.0 | 33.2 | 14.5 | 7.0 | 26.7 | 10.8 | 6 | 21 | 16 |
| QR1734.M06-015-S | 6 | 15 | 7.0 | 33.2 | 14.5 | 7.0 | 26.7 | 10.8 | 6 | 21 | 17 |
| QR1734.M06-020-S | 6 | 20 | 7.0 | 33.2 | 14.5 | 7.0 | 26.7 | 10.8 | 6 | 21 | 18 |
| QR1734.M06-025-S | 6 | 25 | 7.0 | 33.2 | 14.5 | 7.0 | 26.7 | 10.8 | 6 | 21 | 19 |
| QR1734.M06-030-S | 6 | 30 | 7.0 | 33.2 | 14.5 | 7.0 | 26.7 | 10.8 | 6 | 21 | 20 |
| QR1734.M06-035-S | 6 | 35 | 7.0 | 33.2 | 14.5 | 7.0 | 26.7 | 10.8 | 6 | 21 | 21 |
| QR1734.M06-040-S | 6 | 40 | 7.0 | 33.2 | 14.5 | 7.0 | 26.7 | 10.8 | 6 | 21 | 22 |
| QR1734.M06-045-S | 6 | 45 | 7.0 | 33.2 | 14.5 | 7.0 | 26.7 | 10.8 | 6 | 21 | 23 |
| QR1734.M06-050-S | 6 | 50 | 7.0 | 33.2 | 14.5 | 7.0 | 26.7 | 10.8 | 6 | 21 | 24 |
| QR1734.M08-020-S | 8 | 20 | 9.6 | 39.2 | 19.3 | 8.2 | 33.3 | 13.4 | 8 | 38 | 40 |
| QR1734.M08-025-S | 8 | 25 | 9.6 | 39.2 | 19.3 | 8.2 | 33.3 | 13.4 | 8 | 38 | 42 |
| QR1734.M08-030-S | 8 | 30 | 9.6 | 39.2 | 19.3 | 8.2 | 33.3 | 13.4 | 8 | 38 | 44 |
| QR1734.M08-035-S | 8 | 35 | 9.6 | 39.2 | 19.3 | 8.2 | 33.3 | 13.4 | 8 | 38 | 46 |
| QR1734.M08-040-S | 8 | 40 | 9.6 | 39.2 | 19.3 | 8.2 | 33.3 | 13.4 | 8 | 38 | 47 |
| QR1734.M08-045-S | 8 | 45 | 9.6 | 39.2 | 19.3 | 8.2 | 33.3 | 13.4 | 8 | 38 | 49 |
| QR1734.M08-050-S | 8 | 50 | 9.6 | 39.2 | 19.3 | 8.2 | 33.3 | 13.4 | 8 | 38 | 51 |
| QR1734.M10-020-S | 10 | 20 | 12.0 | 39.2 | 19.3 | 9.6 | 33.3 | 13.4 | 10 | 60 | 47 |
| QR1734.M10-025-S | 10 | 25 | 12.0 | 39.2 | 19.3 | 9.6 | 33.3 | 13.4 | 10 | 60 | 49 |
| QR1734.M10-030-S | 10 | 30 | 12.0 | 39.2 | 19.3 | 9.6 | 33.3 | 13.4 | 10 | 60 | 53 |
| QR1734.M10-035-S | 10 | 35 | 12.0 | 39.2 | 19.3 | 9.6 | 33.3 | 13.4 | 10 | 60 | 55 |
| QR1734.M10-040-S | 10 | 40 | 12.0 | 39.2 | 19.3 | 9.6 | 33.3 | 13.4 | 10 | 60 | 58 |
| QR1734.M10-045-S | 10 | 45 | 12.0 | 39.2 | 19.3 | 9.6 | 33.3 | 13.4 | 10 | 60 | 61 |

Quick Release Pins

Ball Lock Pins - Single Acting - Orange

self-locking - stainless steel 1.4305 (AISI 303)



QUICK RELEASE PINS

| Order No. | d ₁ | l ₁ | d ₂ | d ₃ | d ₄ | l ₂ | l ₃ | l ₄ | Loc'n hole tol. H11 | Shearing resistance, double kN min. | Weight g |
|------------------|----------------|----------------|----------------|----------------|----------------|----------------|----------------|----------------|---------------------|-------------------------------------|----------|
| QR1734.M10-050-S | 10 | 50 | 12.0 | 39.2 | 19.3 | 9.6 | 33.3 | 13.4 | 10 | 60 | 64 |
| QR1734.M10-060-S | 10 | 60 | 12.0 | 39.2 | 19.3 | 9.6 | 33.3 | 13.4 | 10 | 60 | 70 |
| QR1734.M12-025-S | 12 | 25 | 14.5 | 47.6 | 26.3 | 10.6 | 39.7 | 16.7 | 12 | 87 | 96 |
| QR1734.M12-030-S | 12 | 30 | 14.5 | 47.6 | 26.3 | 10.6 | 39.7 | 16.7 | 12 | 87 | 100 |
| QR1734.M12-035-S | 12 | 35 | 14.5 | 47.6 | 26.3 | 10.6 | 39.7 | 16.7 | 12 | 87 | 105 |
| QR1734.M12-040-S | 12 | 40 | 14.5 | 47.6 | 26.3 | 10.6 | 39.7 | 16.7 | 12 | 87 | 109 |
| QR1734.M12-045-S | 12 | 45 | 14.5 | 47.6 | 26.3 | 10.6 | 39.7 | 16.7 | 12 | 87 | 113 |
| QR1734.M12-050-S | 12 | 50 | 14.5 | 47.6 | 26.3 | 10.6 | 39.7 | 16.7 | 12 | 87 | 117 |
| QR1734.M12-060-S | 12 | 60 | 14.5 | 47.6 | 26.3 | 10.6 | 39.7 | 16.7 | 12 | 87 | 126 |
| QR1734.M12-070-S | 12 | 70 | 14.5 | 47.6 | 26.3 | 10.6 | 39.7 | 16.7 | 12 | 87 | 134 |
| QR1734.M12-080-S | 12 | 80 | 14.5 | 47.6 | 26.3 | 10.6 | 39.7 | 16.7 | 12 | 87 | 143 |
| QR1734.M16-030-S | 16 | 30 | 19.0 | 47.6 | 26.3 | 14.0 | 39.7 | 16.7 | 16 | 155 | 132 |
| QR1734.M16-035-S | 16 | 35 | 19.0 | 47.6 | 26.3 | 14.0 | 39.7 | 16.7 | 16 | 155 | 140 |
| QR1734.M16-040-S | 16 | 40 | 19.0 | 47.6 | 26.3 | 14.0 | 39.7 | 16.7 | 16 | 155 | 148 |
| QR1734.M16-045-S | 16 | 45 | 19.0 | 47.6 | 26.3 | 14.0 | 39.7 | 16.7 | 16 | 155 | 155 |
| QR1734.M16-050-S | 16 | 50 | 19.0 | 47.6 | 26.3 | 14.0 | 39.7 | 16.7 | 16 | 155 | 168 |
| QR1734.M16-060-S | 16 | 60 | 19.0 | 47.6 | 26.3 | 14.0 | 39.7 | 16.7 | 16 | 155 | 178 |
| QR1734.M16-070-S | 16 | 70 | 19.0 | 47.6 | 26.3 | 14.0 | 39.7 | 16.7 | 16 | 155 | 194 |
| QR1734.M16-080-S | 16 | 80 | 19.0 | 47.6 | 26.3 | 14.0 | 39.7 | 16.7 | 16 | 155 | 208 |
| QR1734.M20-060-S | 20 | 60 | 25.0 | 57.1 | 35.4 | 20.5 | 50.7 | 21.5 | 20 | 244 | 343 |
| QR1734.M20-080-S | 20 | 80 | 25.0 | 57.1 | 35.4 | 20.5 | 50.7 | 21.5 | 20 | 244 | 392 |
| QR1734.M20-100-S | 20 | 100 | 25.0 | 57.1 | 35.4 | 20.5 | 50.7 | 21.5 | 20 | 244 | 440 |
| QR1734.M20-120-S | 20 | 120 | 25.0 | 57.1 | 35.4 | 20.5 | 50.7 | 21.5 | 20 | 244 | 488 |





Wixroyd Ball Lock Pins

applications

33060 - 33250

Positioning Elements



Sound Rigging Systems

Ball lock pins on a sound rigging system. Offering secure fixing with high shear forces and easy fitting for operators at heights.

In addition full black powder coating of grip and actuation button eliminates glare from other stage lighting.

QUICK RELEASE PINS



Gym Equipment



Scientific and Medical

ov-W33060.BK-A-TOR1706-W33250-A-TLA1066-a-rmh - Updated - 27-10-2022



Pin Material

1.4305 (AISI 303) - shear force approx. 60% of higher material version 1.4542

1.4542 (AISI 630) - identified by the ridge on the pin

CRES 17-4PH (AMS 5643) aviation standard



Handle Style



Plastic tri-star



T-handled, metal



L-handled, metal



Mushroom, metal



Single piece metal, contoured



Special plastic self-spring



Adjustable grip length, plastic



Key ring



Safety, metal



Mushroom Type B aviation

Type R aviation

Lanyards and Locating Bushes



Stainless wire - (coated) - 2 x key ring



Stainless wire - Key ring and fixing loop



Plastic - 2 x cable tie



Steel wire - (coated) - 2 x key ring




Stainless bead chain - 2 x key ring




Locating bushes

Actuation



Press = unlock
Release = lock (standard)



Press = unlock and position
Release = lock and simultaneous clamp




Simple spring loaded balls "pullout pin"

Important Note

Important Note: Ball lock pins are not suited to lifting applications!
For quick release lifting pins, see part 33400.



Shear force



Lifting force

Special Variations



Variations on our standard designs are possible, please contact our sales team for technical assistance. Quick production on specials can be as little as 3 weeks.



Wixroyd Ball Lock Pins

features

33060 - 33250

Positioning Elements

Pin Material

1.4305 (AISI 303) - shear force approx. 60% of higher material version 1.4542

1.4542 (AISI 630) - identified by the ridge on the pin

CRES 17-4PH (AMS 5643) aviation standard



Handle Style



Plastic tri-star

T-handled, metal

L-handled, metal

Mushroom, metal

Single piece metal, contoured



Special plastic self-spring

Adjustable grip length, plastic


Key ring

Safety, metal

Mushroom Type B aviation

Type R aviation

Lanyards and Locating Bushes



Stainless wire - (coated) - 2 x key ring

Stainless wire - Key ring and fixing loop


Plastic - 2 x cable tie

Steel wire - (coated) - 2 x key ring

Stainless bead chain - 2 x key ring

Locating bushes

Actuation



Press = unlock
Release = lock (standard)

Press = unlock and position
Release = lock and simultaneous clamp


Simple spring loaded balls "pullout pin"

Important Note


Important Note: Ball lock pins are not suited to lifting applications!
For quick release lifting pins, see part 33400.



Shear force



Lifting force



Special Variations



Variations on our standard designs are possible, please contact our sales team for technical assistance. Quick production on specials can be as little as 3 weeks.